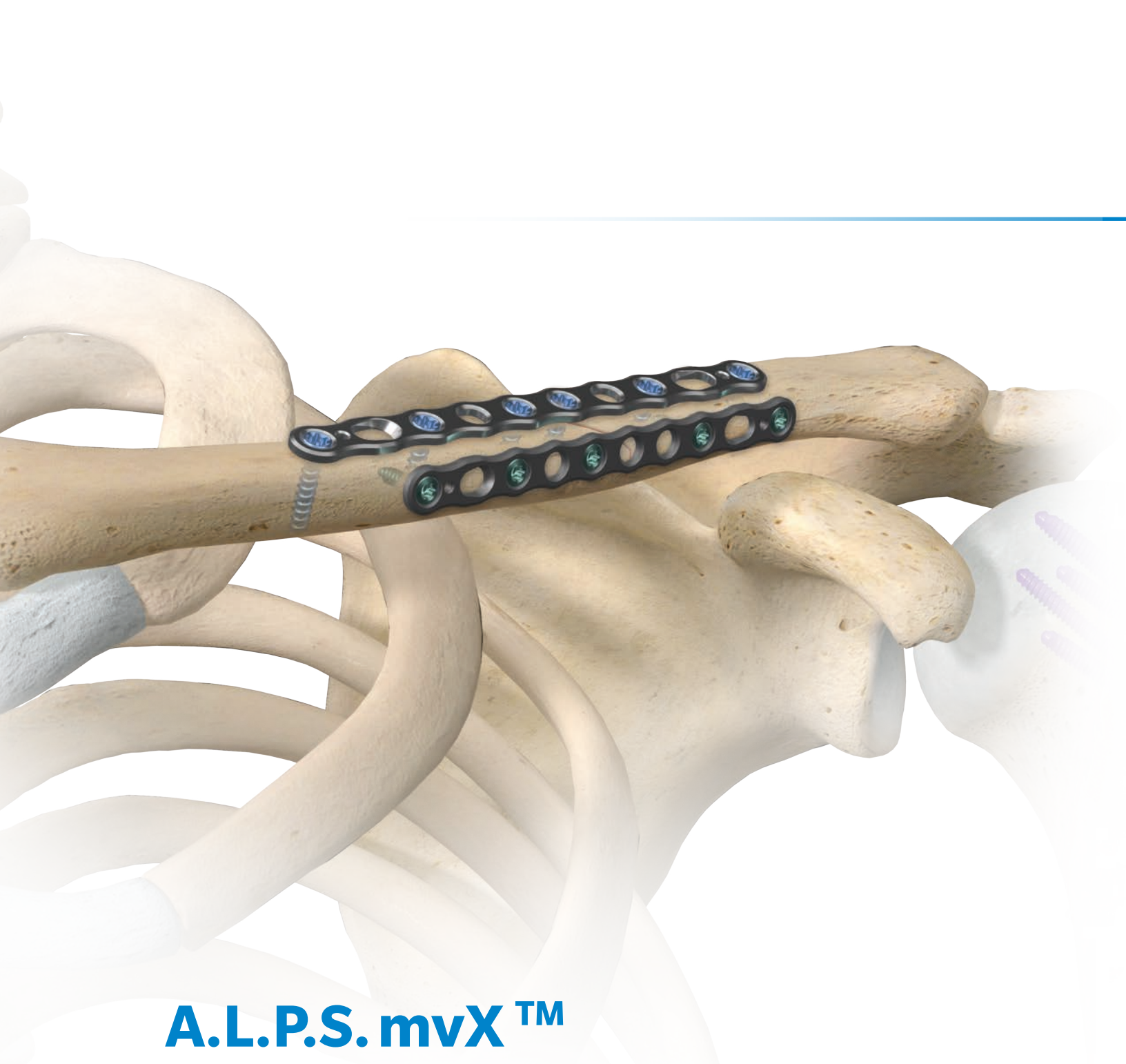


Surgical Technique

A.L.P.S. mvX™ Mini Fragment System



A.L.P.S. mvX™ Mini Fragment System

Technique Guide

Table of Contents

Indications and Contraindications	03
System Overview.....	05
Plate Families	07
Screw Options	15
Featured System Instrumentation	16
Screw Instrumentation	17
Plate Cutting and Bending	21
Standard Plate Technique	25
Compression Slot Technique	29
Ordering Information	31

Indications and Contraindications

Intended Use

The Zimmer Biomet A.L.P.S. mvX Mini-Fragment System is intended to bridge or otherwise stabilize bone fragments to facilitate healing.

Indications for Use

The Zimmer Biomet A.L.P.S. mvX Mini-Fragment System is indicated for fixation of fractures, osteotomies, non-unions, malunions, replantations, and fusions of short bones and small fragments of bone including, the hand, wrist, foot, and ankle. The A.L.P.S. mvX Mini-Fragment System is also intended for reduction and stabilization of non-load bearing long bone fragments. The A.L.P.S. mvX Mini-Fragment System is not for Spinal Use.

Contraindications Include:

- Infection.
- Patient conditions including blood supply limitations, obesity and insufficient quantity or quality of bone.
- Patients with mental or neurologic conditions who are unwilling or incapable of following postoperative care instructions.
- Foreign body sensitivity. If material sensitivity is suspected, testing is required prior to implanting the device.

A.L.P.S. mvX Mini Fragment System Overview

The A.L.P.S. mvX Mini Fragment system includes a portfolio encompassing 2.0mm, 2.4mm and 2.7mm sizes for a total of 74 plates along with instrumentation designed to help support O.R. efficiency. All implant families along with instruments are combined in one tray.

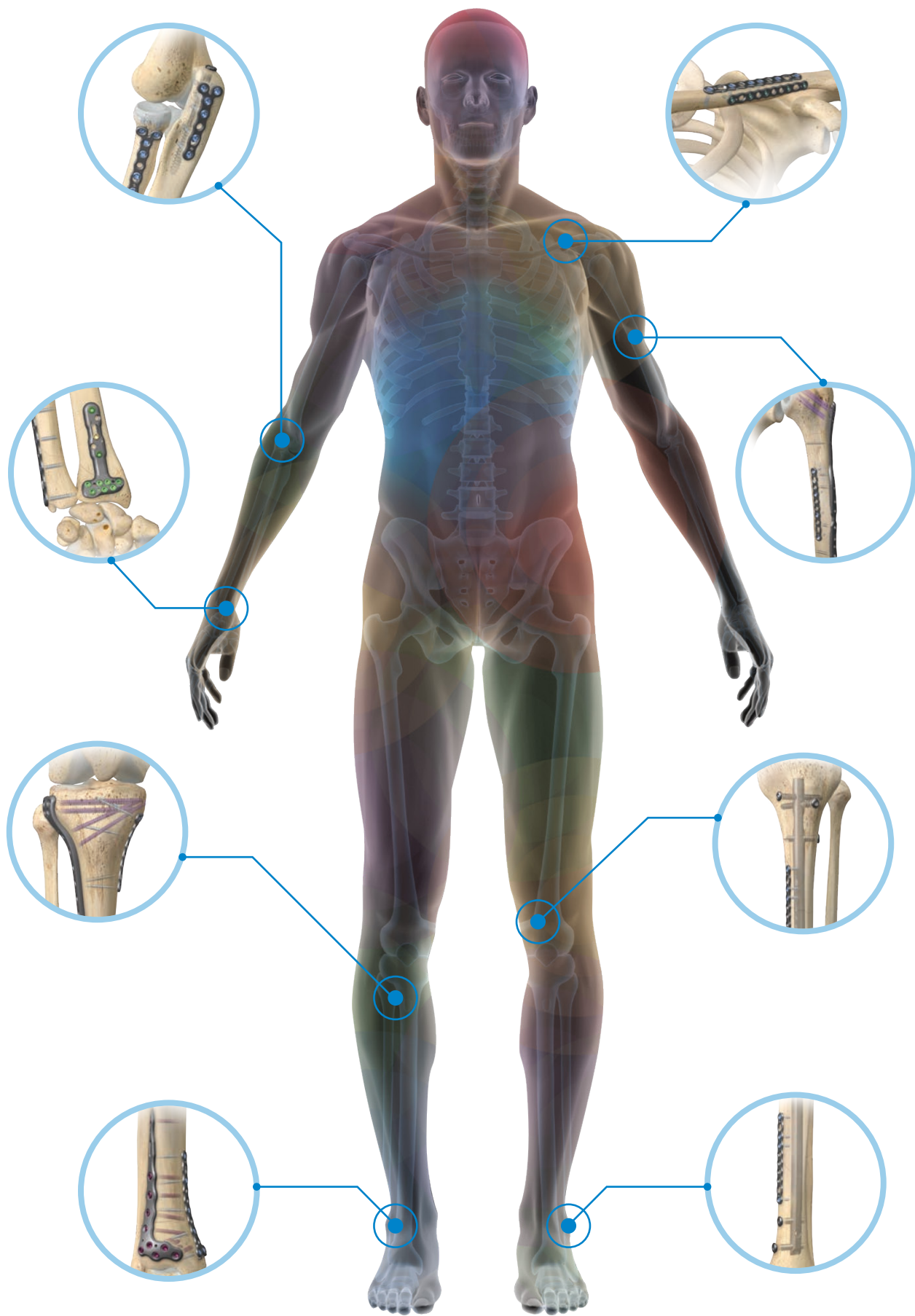
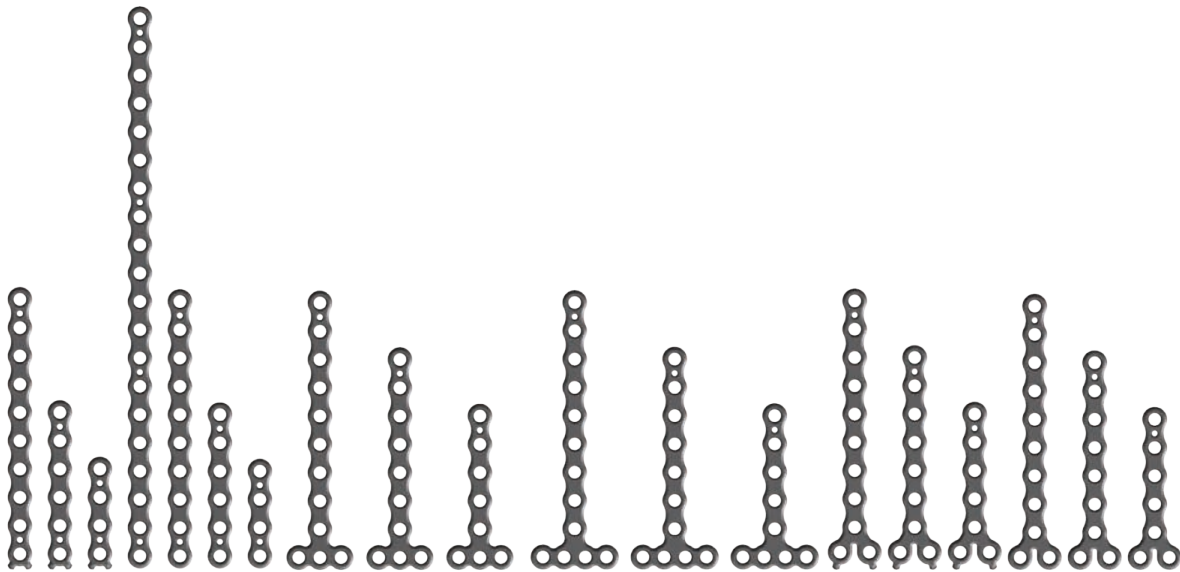


Plate Families

2.0mm Module



2.4mm Module

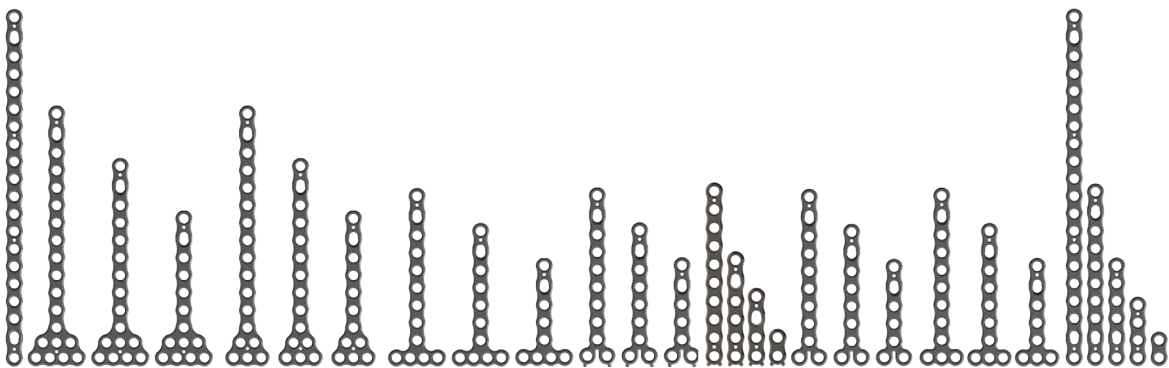




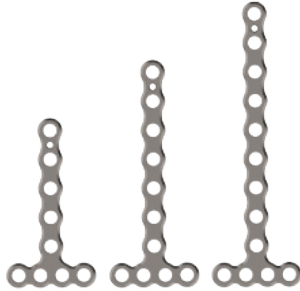


Plate Families





2.7mm Module







Plating Options

	Plate Family Size	Plate Family Name	Offerings
	2.0mm	Straight Plate	Offered in 4-, 6-, 10-, and 20-hole plates
	2.0mm	Y-Plate	Offered in 5-, 7-, and 9-hole plates
	2.0mm	3-Hole T-Plate	Offered in 5-, 7-, and 9-hole plates
	2.0mm	4-Hole T-Plate	Offered in 5-, 7-, and 9-hole plates





Plating Options

	Plate Family Size	Plate Family Name	Offerings
	2.0mm	Straight Tine Plate	Offered in 4-, 6-, and 10-hole plates
	2.0mm	Y-Tine Plate	Offered in 5-, 7-, and 9-hole plates
	2.4mm	Straight Plate	Offered in 4-, 6-, 10-, and 20-hole plates
	2.4mm	Y-Plate	Offered in 5-, 7-, and 9-hole plates





Plating Options

	Plate Family Size	Plate Family Name	Offerings
	2.4mm	3-Hole T-Plate	Offered in 5-, 7-, and 9-hole plates
	2.4mm	4-Hole T-Plate	Offered in 5-, 7-, and 9-hole plates
	2.4mm	3-2 Triangle Plate	Offered in 6-, 9-, and 12-hole plates
	2.4mm	4-3 Triangle Plate	Offered in 6-, 9-, and 12-hole plates





Plating Options

	Plate Family Size	Plate Family Name	Offerings
	2.4mm	Straight Tine Plate	Offered in 2-, 4-, 6-, and 10-hole plates
	2.4mm	Y-Tine Plate	Offered in 5-, 7-, and 9-hole plates
	2.4mm	High Strength Straight Plate	Offered in a 20-hole plate
	2.7mm	Straight Plate	Offered in 4-, 6-, 10-, and 20-hole plates

Plating Options

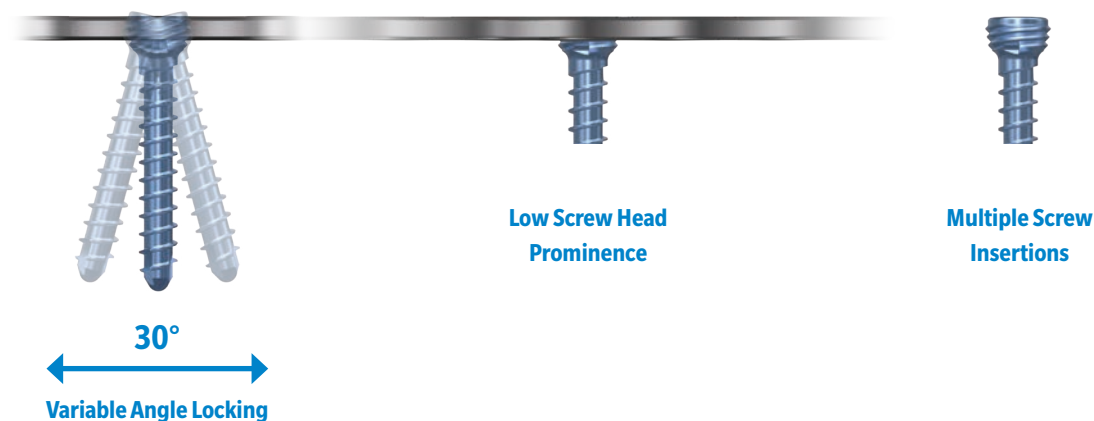
	Plate Family Size	Plate Family Name	Offerings
	2.7mm	Y-Plate	Offered in 5-, 7-, and 9-hole plates
	2.7mm	3-Hole T-Plate	Offered in 5-, 7-, and 9-hole plates
	2.7mm	4-Hole T-Plate	Offered in 6-, 9-, and 12-hole plates
	2.7mm	3-2 Triangle Plate	Offered in 6-, 9-, and 12-hole plates



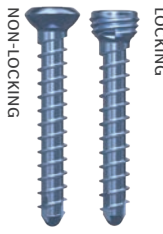
Plating Options

	Plate Family Size	Plate Family Name	Offerings
	2.7mm	4-3 Triangle Plate	Offered in 6-, 9-, and 12-hole plates
	2.7mm	Straight Tine Plate	Offered in 4-, 6-, and 10-hole plates
	2.7mm	Y-Tine Plate	Offered in 5-, 7-, and 9-hole plates
	2.7mm	High Strength Straight Plate	Offered in a 20-hole plate

Screw Options

The A.L.P.S. mvX Mini Fragment System utilizes low-profile non-locking screws along with variable angle locking screws. The variable angle locking screws, which are available in 2.0, 2.4, and 2.7mm diameters, provide a 30° cone of angulation allowing for flexibility in achieving optimal screw placement while minimizing soft tissue irritation. The locking screws are designed to withstand up to three insertions without damaging the integrity of the locking mechanism, giving surgeons peace of mind and intraoperative adaptability.



SCREW DIAMETER	2.0mm Screws	2.4mm Screws	2.7mm Screws
			
DRILL	1.5mm	1.8mm	2.0mm
OVERDRILL	2.0mm*	2.4mm*	2.7mm*
DRIVER	T6	T8	T15
PLATE COUNT	19	28	27
SCREW LENGTHS	6mm - 24mm (1mm increments) 24mm-40mm (2mm increments)	6mm - 24mm (1mm increments) 24mm-50mm (2mm increments) 50mm-80mm (5mm increments)	6mm - 24mm (1mm increments) 24mm-50mm (2mm increments) 50mm-100mm (5mm increments)

*Use the black stripe overdrill when utilizing lag technique

Featured System Instrumentation

A.L.P.S. mvX offers user-friendly instrumentation designed to simplify surgical workflow.



Plate Bending Pliers

The Plate Bending Pliers are designed for contouring the plates with precision. They offer precise control and seamless bending capabilities for customizing the plates per surgeon needs. Additionally, their design is mindful of preserving the integrity of the plate's screw hole locking mechanism, making them a useful tool for the mini fragment procedures.

Note: It is not recommended to use the Plate Bending Pliers with the High Strength plates.



French Bender

The French Bender provides an alternative for plate contouring when needed by giving the user the benefit of a longer moment arm. This bender enables contouring of plates in diverse configurations to achieve in-plane and out-of-plane bending, sagittal bends, smooth curves, or sharper angles as required.



2.0/2.4/2.7mm Plate Bending Irons

At times, slight plate contouring might be necessary, which can be easily achieved with the 2.0/2.4/2.7 Plate Bending Irons. These Plate Bending Irons are designed to contour plates in the coronal, sagittal, and transverse planes.



Plate Cutting Pliers

Designed for efficiency and precision, these Plate Cutting Pliers allow surgeons to quickly and accurately trim orthopedic plates to the desired size. Featuring a high strength cutting edge and comfortable grip, they offer both accuracy and ease of use in cutting plates to suit surgical requirements.

Note: Use of the Plate Cutting Pliers with the High Strength Plates may shorten the life of the cutting blade.

Screw Instrumentation

A.L.P.S. mvX screw instrumentation is designed to be user-friendly.









- One driver is used for the screws in each plating module (T6 for 2.0mm, T8 for 2.4mm, and T15 for 2.7mm)
- Color-coded instrumentation for each screw size for easy identification

2.0mm Screw Instruments - Color-coded in Gold

	7702000xx	2.0 Screws, Non-Locking
	7702010xx	2.0 Screws, Locking
	770008200	2.0mm Countersink
	770002151	1.5mm Drill, Long
	770004201	Thread in/Fixed 2.0mm Drill Guide
	770006200	2.0mm Fixed Angle/VA Double Drill Guide
	770009200	2.0/2.4mm Depth Gauge (80mm)
	770001060	T6 Retention Driver

Screw Instrumentation

2.4mm Screw Instruments - Color-coded in Turquoise

	7702400xx	2.4 Screws, Non-Locking
	7702410xx	2.4 Screws, Locking
	770008240	2.4mm Countersink
	770002182	1.8mm Drill, Long
	770004241	Thread in/Fixed 2.4mm Drill Guide, Long
	770006240	2.4mm Fixed Angle/VA Double Drill Guide
	770009200	2.0/2.4mm Depth Gauge (80mm)
	770001080	T8 Retention Driver

Screw Instrumentation

2.7mm Screw Instruments - Color-coded in Blue









	770270xxx	2.7 Screws, Non-Locking
	770271xxx	2.7 Screws, Locking
	770002201	2.0mm Drill, Long
	770004270	Thread in/Fixed 2.7mm Drill Guide
	770006270	2.7mm Fixed Angle/VA Double Drill Guide
	770009270	2.7/3.5/4.0mm Depth Gauge
	770001150	T15 Retention Driver

Plate Cutting



Plates may be cut to the desired length using the Plate Cutting Pliers (770020010).


The Plate Cutter is equipped with slots to accommodate 2.0mm, 2.4mm, and 2.7mm plates. These slots not only safeguard the screw holes but also enable the user to create a rounded edge on the plate. To use it, position the plate marking-side up in the plate cutter, ensuring that the final screw hole aligns with the

relevant slot. Place the section of the plate you wish to retain towards the guarded side of the cutter.

Squeeze the handle of the cutter to cut a rounded edge into the plate.

The plate cutter leaves a rounded edge. The file on the side of the cutter may be used to remove any sharp edges that remain after cutting.

Plate Bending - Using Plate Bending Pliers



Plates may be bent if desired using the Plate Bending Pliers (770024020).

Plate Bending pliers protect the locking screw holes when necessary while providing the ability to manipulate the plates in any plane. The plates can be twisted by using two plate bending pliers on opposite ends of the plate.

Bend plate as required.

Note: Never bend the plate across screw holes.

Warning: Repeated bending of the plate in alternating directions can compromise its strength or lead to breakage. Avoid bending, straightening, and then re-bending the plate more than once.

Plate Bending - Using French-Style Benders



Plates may be bent if desired using the French Bender (770023010).

The French Bender has slots to accommodate each plate size: 2.0, 2.4, 2.7, and 2.7 High Strength. Place the plate to be bent in the slot corresponding to its size for in-plane and out-of-plane bending to create radial bends, smooth curves, or more acute bends. Bend plate to match patient anatomy.

Note: Never bend the plate across screw holes. Bend plate to match patient anatomy.

Warning: Repeated bending of the plate in alternating directions can compromise its strength or lead to breakage. Avoid bending, straightening, and then re-bending the plate more than once.

Plate Bending - Using Bending Irons



Plates may be bent if desired using the Plate Bending Irons (770011010).

At times, slight plate shaping might be necessary, which can be easily achieved with the Plate Bending Irons. Plate Bending Irons are equipped with an array of tools designed to shape plates according to the desired form or configuration.

Note: Never bend the plate across screw holes. Bend plate to match patient anatomy.

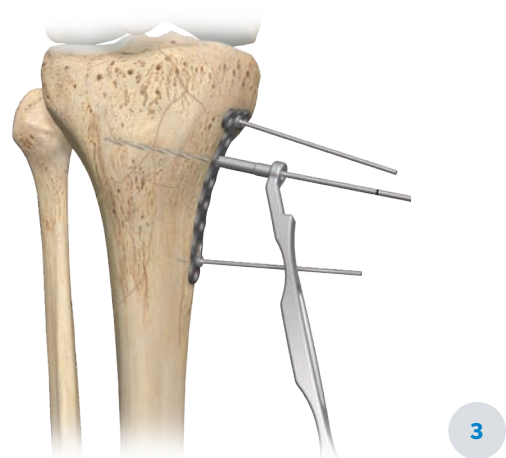
Warning: Repeated bending of the plate in alternating directions can compromise its strength or lead to breakage. Avoid bending, straightening, and then re-bending the plate more than once.

Plating Technique - Standard Plate Technique



Exposure and Fracture Reduction

Make an incision per surgeon preference and carefully retract tissue to expose the fracture. Reduce the fracture using standard techniques and position the plate on the bone. Orient the plate per surgeon discretion



Select a screw hole to insert the first screw and identify the appropriate screw for fixation. Determine the combination of screws to be used for fixation. If a combination of locking and non-locking screws will be used, non-locking cortical screws should be inserted first to ensure the plate has appropriate bone contact.

Drill to the appropriate depth using the appropriately sized drill and drill guide for the selected screw (Figure 1)

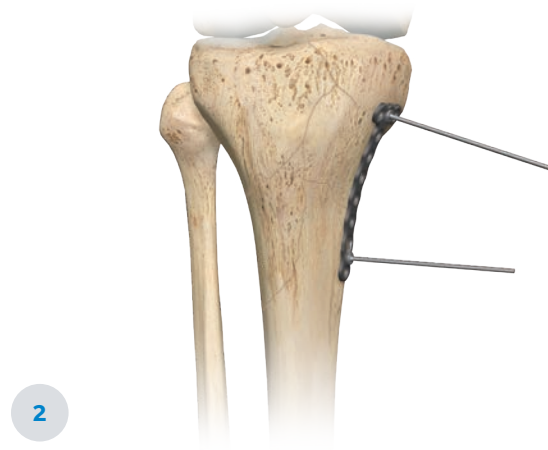
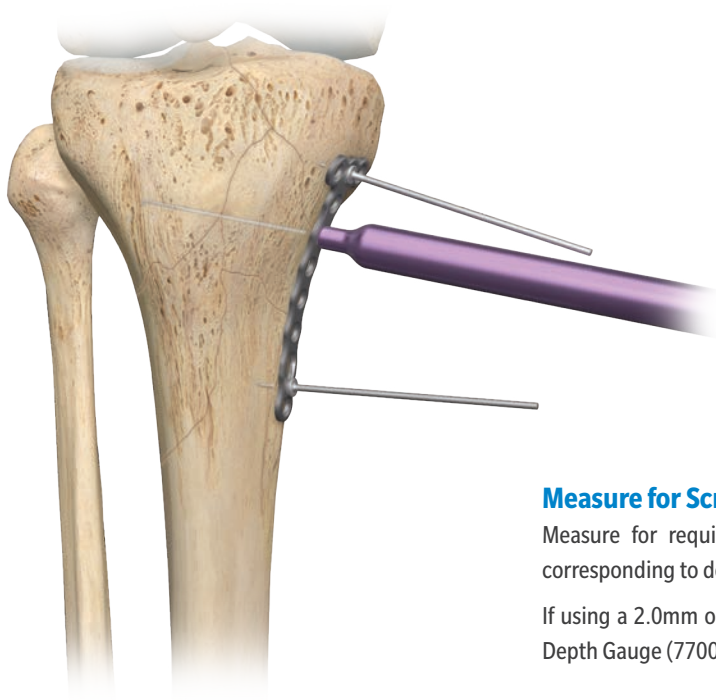


Plate Selection and Provisional Fixation

Choose the applicable plate that corresponds to the fracture's characteristics and the patient's anatomy per surgeon discretion. Plates can be bent or cut as necessary. Confirm the plate's optimal position on the bone using fluoroscopy. K-Wires and/or plate tacks may be used to achieve temporary stabilization. Temporarily fixate the plate using plate tacks or K-Wires

Plating Technique - Standard Plate Technique

4a

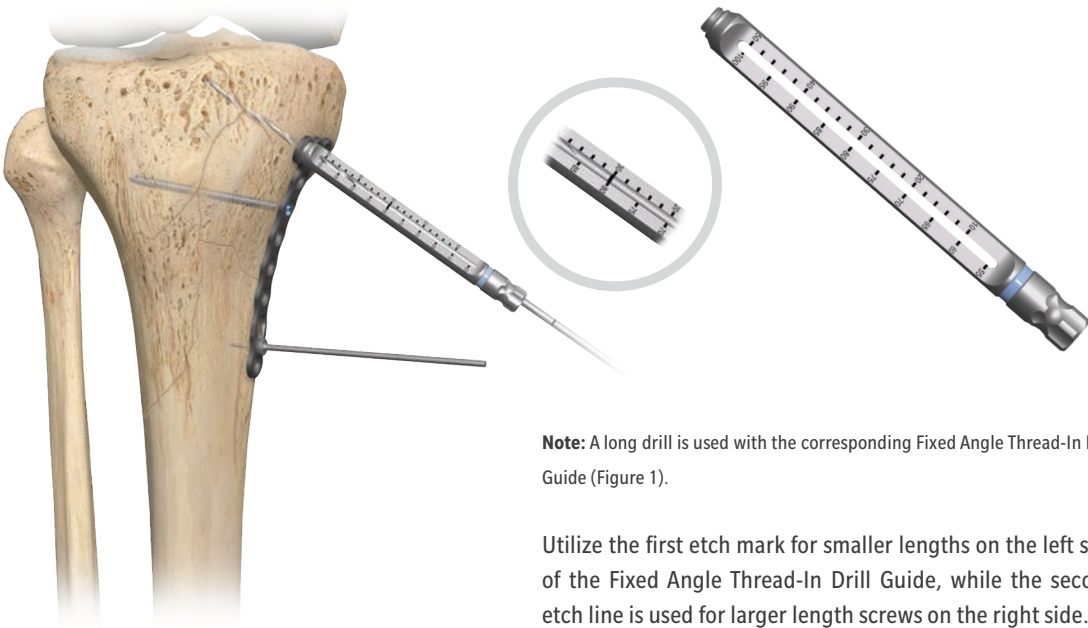


Measure for Screw Length

Measure for required screw length using the depth gauge corresponding to desired screw diameter (Figure 1).

If using a 2.0mm or 2.4mm plate or screw, use the 2.0/2.4MM Depth Gauge (770009200).

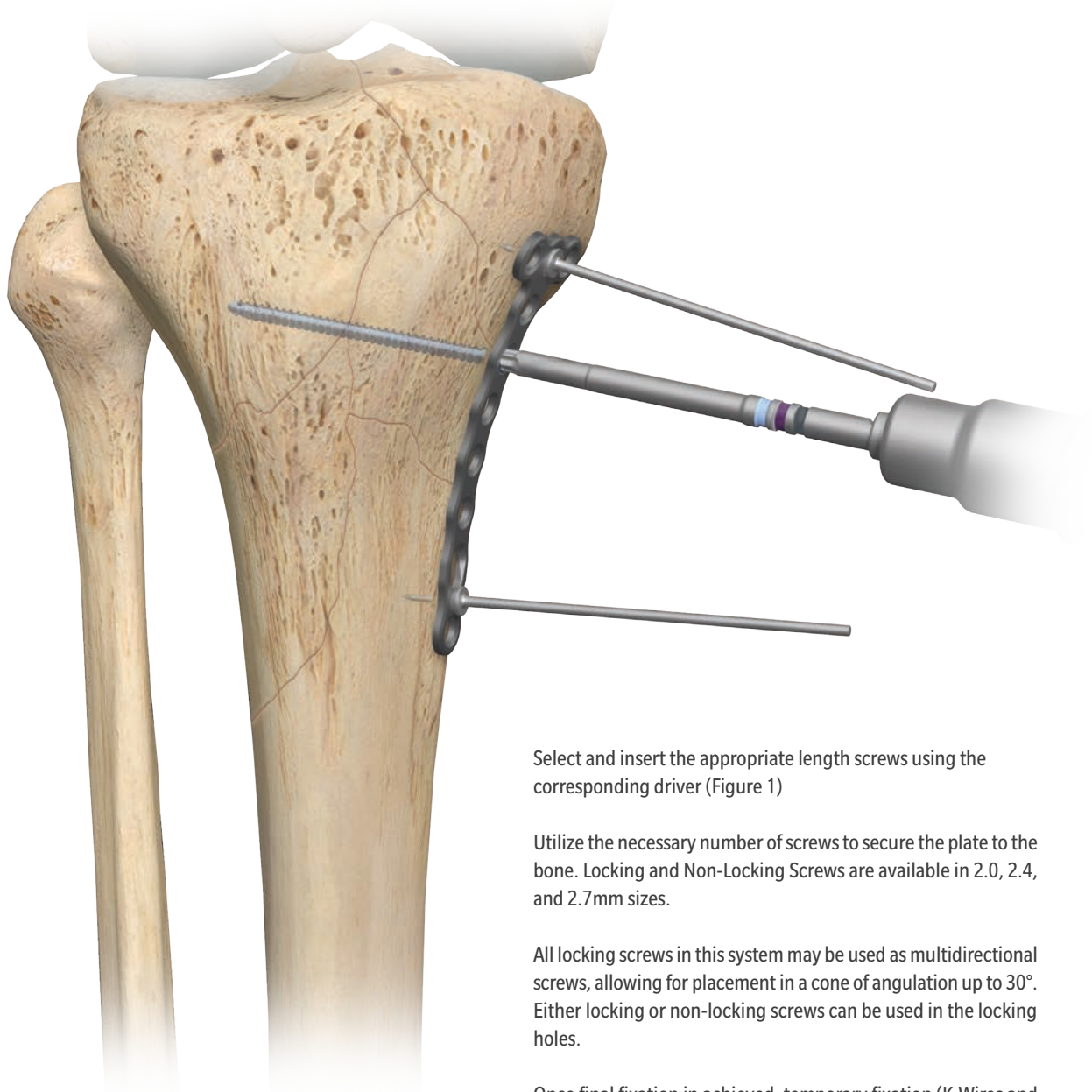
4b



Note: A long drill is used with the corresponding Fixed Angle Thread-In Drill Guide (Figure 1).

Utilize the first etch mark for smaller lengths on the left side of the Fixed Angle Thread-In Drill Guide, while the second etch line is used for larger length screws on the right side.

Plating Technique - Standard Plate Technique



Select and insert the appropriate length screws using the corresponding driver (Figure 1)

Utilize the necessary number of screws to secure the plate to the bone. Locking and Non-Locking Screws are available in 2.0, 2.4, and 2.7mm sizes.

All locking screws in this system may be used as multidirectional screws, allowing for placement in a cone of angulation up to 30°. Either locking or non-locking screws can be used in the locking holes.

Once final fixation is achieved, temporary fixation (K-Wires and plate tacks may be removed).

Perform all final screw tightening by hand.

Plating Technique - Standard Plate Technique

Screw Size	Drill	Drill Guide Options	Depth Gauge	Driver
2.0mm	1.5MM DRILL LONG (770002151) 2.0MM OVERDRILL (770003200)	THREAD IN/FIXED 2.0MM DRILL GUIDE, LONG (770004201) 2.0MM FIXED ANGLE/VA DOUBLE DRILL GUIDE (770006200) 2.0MM OVERDRILL GUIDE (770007200)	2.0/2.4MM DEPTH GAUGE (80MM) (770009200)	T6 RETENTION DRIVER (770001060)
2.4mm	1.8MM DRILL MID (770002181) 1.8MM DRILL LONG (770002182) 2.4MM OVERDRILL (770003240)	THREAD IN/FIXED 2.4MM DRILL GUIDE, LONG (770004241) 2.4MM FIXED ANGLE/VA DOUBLE DRILL GUIDE (770006240) 2.4MM OVERDRILL GUIDE (770007240)	2.0/2.4MM DEPTH GAUGE (80MM) (770009200)	T8 RETENTION DRIVER (770001080)
2.7mm	2.0MM DRILL SHORT (770002200) 2.0MM DRILL LONG (770002201) 2.7MM OVERDRILL (770003270)	THREAD IN/FIXED 2.7MM DRILL GUIDE (770004270) 2.7MM FIXED ANGLE/VA DOUBLE DRILL GUIDE (770006270) 2.7MM OVERDRILL GUIDE (770007270)	2.7/3.5/4.0MM DEPTH GAUGE (770009270)	T15 RETENTION DRIVER (770001150)

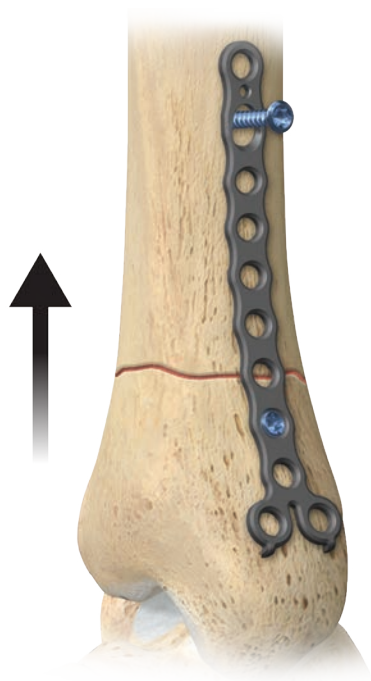
Figure 1: Screw Family Instruments

Plating Technique - Compression Slot Technique



Using the Compression Slot

The 2.4mm and 2.7mm plates are designed with compression slots. If compression is desired, use the 2.4/2.7 Compression Slot Drill Guide (770009270) to drill using the "C" side of the drill guide. Place the screw at the small end of the slot. If neutralization is desired, drill using the "N" side of the drill guide. Place the screw at the large end of the slot. Compression is always achieved from the small end of the slot to the large end.



Insert a non-locking screw into the drill hole to achieve full compression. Once the screw is fully seated, indicated by an increase in resistance, the driver can be removed from screw head. Compression should now be observed across the fracture site.

Plating Technique - Compression Slot Technique



Remaining Screw Placement

Fill in the desired holes as needed per surgeon discretion using locking or non-locking screws utilizing the same technique as initial screw placement.

Closure

Confirm the reduction and plate and screw placement using fluoroscopy. Irrigate the wound. Close the subcutaneous tissue and musculature in separate layers. Close the skin and dress the wound.

Plate Removal

To remove any of the plates, use the appropriate driver based on the size of the screws. When removing a 2.0mm screw, use the T6 driver. When removing a 2.4mm screw use the T8 driver. When removing a 2.7mm screw use the T15 driver. Once all screws are removed from the construct, remove the plate from the bone.



Ordering Information

Ordering Information - Implants

2.0mm Plate Family

Part#	Description
770513040	1.5mm/2.0mm Straight Plate, 4H
770513060	1.5mm/2.0mm Straight Plate, 6H
770513100	1.5mm/2.0mm Straight Plate, 10H
770513200	1.5mm/2.0mm Straight Plate, 20H
770514040	1.5mm/2.0mm Straight Tine Plate, 4H
770514060	1.5mm/2.0mm Straight Tine Plate, 6H
770514100	1.5mm/2.0mm Straight Tine Plate, 10H
770512050	1.5mm/2.0mm 3H T Plate, 5H
770512070	1.5mm/2.0mm 3H T Plate, 7H
770512090	1.5mm/2.0mm 3H T Plate, 9H
770502050	1.5mm/2.0mm Y Plate, 5H
770502070	1.5mm/2.0mm Y Plate, 7H
770502090	1.5mm/2.0mm Y Plate, 9H
770504050	1.5mm/2.0mm Y Tine Plate, 5H
770504070	1.5mm/2.0mm Y Tine Plate, 7H
770504090	1.5mm/2.0mm Y Tine Plate, 9H
770505050	1.5mm/2.0mm 4H T Plate, 5H
770505070	1.5mm/2.0mm 4H T Plate, 7H
770505090	1.5mm/2.0mm 4H T Plate, 9H

Ordering Information - Implants

2.4mm Plate Family

Part#	Description
770600020	2.4mm Straight Plate, 2H
770600040	2.4mm Straight Plate, 4H
770600060	2.4mm Straight Plate, 6H
770600100	2.4mm Straight Plate, 10H
770600200	2.4mm Straight Plate, 20H
770605050	2.4mm 4H T Plate, 5H
770605070	2.4mm 4H T Plate, 7H
770605090	2.4mm 4H T Plate, 9H
770601050	2.4mm 3H T Plate, 5H
770601070	2.4mm 3H T Plate, 7H
770601090	2.4mm 3H T Plate, 9H
770602050	2.4mm Y Plate, 5H
770602070	2.4mm Y Plate, 7H
770602090	2.4mm Y Plate, 9H
770603020	2.4mm Straight Tine Plate, 2H
770603040	2.4mm Straight Tine Plate, 4H
770603060	2.4mm Straight Tine Plate, 6H
770603100	2.4mm Straight Tine Plate, 10H
770604050	2.4mm Y Tine Plate, 5H
770604070	2.4mm Y Tine Plate, 7H
770604090	2.4mm Y Tine Plate, 9H
770606060	2.4mm Triangle Plate 3-2, 6H
770606090	2.4mm Triangle Plate 3-2, 9H

2.4mm Plate Family

Part#	Description
770606120	2.4mm Triangle Plate 3-2, 12H
770607060	2.4mm Triangle Plate 4-3, 6H
770607090	2.4mm Triangle Plate 4-3, 9H
770607120	2.4mm Triangle Plate 4-3, 12H
770610200	2.4mm High Strength Plate 20H

Ordering Information - Implants

2.7mm Plate Family

Part#	Description
770700040	2.7mm Straight Plate, 4H
770700060	2.7mm Straight Plate, 6H
770700100	2.7mm Straight Plate, 10H
770700200	2.7mm Straight Plate, 20H
770704050	2.7mm Y Tine Plate, 5H
770704070	2.7mm Y Tine Plate, 7H
770704090	2.7mm Y Tine Plate, 9H
770701050	2.7mm 3H T Plate, 5H
770701070	2.7mm 3H T Plate, 7H
770701090	2.7mm 3H T Plate, 9H
770701120	2.7mm 3H T Plate, 12H
770705050	2.7mm 4H T Plate, 5H
770705070	2.7mm 4H T Plate, 7H
770705090	2.7mm 4H T Plate, 9H
770707060	2.7mm Triangle Plate 4-3, 6H
770707090	2.7mm Triangle Plate 4-3, 9H
770707120	2.7mm Triangle Plate 4-3, 12H
770706060	2.7mm Triangle Plate 3-2, 6H
770706090	2.7mm Triangle Plate 3-2, 9H
770706120	2.7mm Triangle Plate 3-2, 12H
770703040	2.7mm Straight Tine Plate, 4H
770703060	2.7mm Straight Tine Plate, 6H
770703100	2.7mm Straight Tine Plate, 10H

2.7mm Plate Family

Part#	Description
770702050	2.7mm Y Plate, 5H
770702070	2.7mm Y Plate, 7H
770702090	2.7mm Y Plate, 9H
770722200	2.7mm High Strength Plate, 20H

Ordering Information - Implants

2.0mm Non-Locking Screws

Part#	Description
770200006	2.0mm Non-Locking Screw, 6mm
770200007	2.0mm Non-Locking Screw, 7mm
770200008	2.0mm Non-Locking Screw, 8mm
770200009	2.0mm Non-Locking Screw, 9mm
770200010	2.0mm Non-Locking Screw, 10mm
770200011	2.0mm Non-Locking Screw, 11mm
770200012	2.0mm Non-Locking Screw, 12mm
770200013	2.0mm Non-Locking Screw, 13mm
770200014	2.0mm Non-Locking Screw, 14mm
770200015	2.0mm Non-Locking Screw, 15mm
770200016	2.0mm Non-Locking Screw, 16mm
770200017	2.0mm Non-Locking Screw, 17mm
770200018	2.0mm Non-Locking Screw, 18mm
770200019	2.0mm Non-Locking Screw, 19mm
770200020	2.0mm Non-Locking Screw, 20mm
770200021	2.0mm Non-Locking Screw, 21mm
770200022	2.0mm Non-Locking Screw, 22mm
770200023	2.0mm Non-Locking Screw, 23mm
770200024	2.0mm Non-Locking Screw, 24mm
770200026	2.0mm Non-Locking Screw, 26mm
770200028	2.0mm Non-Locking Screw, 28mm
770200030	2.0mm Non-Locking Screw, 30mm
770200032	2.0mm Non-Locking Screw, 32mm



2.0mm Non-Locking Screws

Part#	Description
770200034	2.0mm Non-Locking Screw, 34mm
770200036	2.0mm Non-Locking Screw, 36mm
770200038	2.0mm Non-Locking Screw, 38mm
770200040	2.0mm Non-Locking Screw, 40mm



Ordering Information - Implants

2.0mm Locking Multi-Directional Screws

Part#	Description
770201006	2.0mm Locking MDS, 6mm
770201007	2.0mm Locking MDS, 7mm
770201008	2.0mm Locking MDS, 8mm
770201009	2.0mm Locking MDS, 9mm
770201010	2.0mm Locking MDS, 10mm
770201011	2.0mm Locking MDS, 11mm
770201012	2.0mm Locking MDS, 12mm
770201013	2.0mm Locking MDS, 13mm
770201014	2.0mm Locking MDS, 14mm
770201015	2.0mm Locking MDS, 15mm
770201016	2.0mm Locking MDS, 16mm
770201017	2.0mm Locking MDS, 17mm
770201018	2.0mm Locking MDS, 18mm
770201019	2.0mm Locking MDS, 19mm
770201020	2.0mm Locking MDS, 20mm
770201021	2.0mm Locking MDS, 21mm
770201022	2.0mm Locking MDS, 22mm
770201023	2.0mm Locking MDS, 23mm
770201024	2.0mm Locking MDS, 24mm
770201026	2.0mm Locking MDS, 26mm
770201028	2.0mm Locking MDS, 28mm
770201030	2.0mm Locking MDS, 30mm
770201032	2.0mm Locking MDS, 32mm



2.0mm Locking Multi-Directional Screws


Part#	Description
770201034	2.0mm Locking MDS, 34mm
770201036	2.0mm Locking MDS, 36mm
770201038	2.0mm Locking MDS, 38mm
770201040	2.0mm Locking MDS, 40mm



Ordering Information - Implants


2.4mm Non-Locking Screws

Part#	Description
770240006	2.4mm Non-Locking Screw, 6mm
770240007	2.4mm Non-Locking Screw, 7mm
770240008	2.4mm Non-Locking Screw, 8mm
770240009	2.4mm Non-Locking Screw, 9mm
770240010	2.4mm Non-Locking Screw, 10mm
770240011	2.4mm Non-Locking Screw, 11mm
770240012	2.4mm Non-Locking Screw, 12mm
770240013	2.4mm Non-Locking Screw, 13mm
770240014	2.4mm Non-Locking Screw, 14mm
770240015	2.4mm Non-Locking Screw, 15mm
770240016	2.4mm Non-Locking Screw, 16mm
770240017	2.4mm Non-Locking Screw, 17mm
770240018	2.4mm Non-Locking Screw, 18mm
770240019	2.4mm Non-Locking Screw, 19mm
770240020	2.4mm Non-Locking Screw, 20mm
770240021	2.4mm Non-Locking Screw, 21mm
770240022	2.4mm Non-Locking Screw, 22mm
770240023	2.4mm Non-Locking Screw, 23mm
770240024	2.4mm Non-Locking Screw, 24mm
770240026	2.4mm Non-Locking Screw, 26mm
770240028	2.4mm Non-Locking Screw, 28mm
770240030	2.4mm Non-Locking Screw, 30mm
770240032	2.4mm Non-Locking Screw, 32mm



2.4mm Non-Locking Screws


Part#	Description
770240034	2.4mm Non-Locking Screw, 34mm
770240036	2.4mm Non-Locking Screw, 36mm
770240038	2.4mm Non-Locking Screw, 38mm
770240040	2.4mm Non-Locking Screw, 40mm
770240042	2.4mm Non-Locking Screw, 42mm
770240044	2.4mm Non-Locking Screw, 44mm
770240046	2.4mm Non-Locking Screw, 46mm
770240048	2.4mm Non-Locking Screw, 48mm
770240050	2.4mm Non-Locking Screw, 50mm
770240055	2.4mm Non-Locking Screw, 55mm
770240060	2.4mm Non-Locking Screw, 60mm
770240065	2.4mm Non-Locking Screw, 65mm
770240070	2.4mm Non-Locking Screw, 70mm
770240075	2.4mm Non-Locking Screw, 75mm
770240080	2.4mm Non-Locking Screw, 80mm



Ordering Information - Implants


2.4mm Locking Multi-Directional Screws

Part#	Description
770241006	2.4mm Locking MDS, 6mm
770241007	2.4mm Locking MDS, 7mm
770241008	2.4mm Locking MDS, 8mm
770241009	2.4mm Locking MDS, 9mm
770241010	2.4mm Locking MDS, 10mm
770241011	2.4mm Locking MDS, 11mm
770241012	2.4mm Locking MDS, 12mm
770241013	2.4mm Locking MDS, 13mm
770241014	2.4mm Locking MDS, 14mm
770241015	2.4mm Locking MDS, 15mm
770241016	2.4mm Locking MDS, 16mm
770241017	2.4mm Locking MDS, 17mm
770241018	2.4mm Locking MDS, 18mm
770241019	2.4mm Locking MDS, 19mm
770241020	2.4mm Locking MDS, 20mm
770241021	2.4mm Locking MDS, 21mm
770241022	2.4mm Locking MDS, 22mm
770241023	2.4mm Locking MDS, 23mm
770241024	2.4mm Locking MDS, 24mm
770241026	2.4mm Locking MDS, 26mm
770241028	2.4mm Locking MDS, 28mm
770241030	2.4mm Locking MDS, 30mm
770241032	2.4mm Locking MDS, 32mm



2.4mm Locking Multi-Directional Screws


Part#	Description
770241034	2.4mm Locking MDS, 34mm
770241036	2.4mm Locking MDS, 36mm
770241038	2.4mm Locking MDS, 38mm
770241040	2.4mm Locking MDS, 40mm
770241042	2.4mm Locking MDS, 42mm
770241044	2.4mm Locking MDS, 44mm
770241046	2.4mm Locking MDS, 46mm
770241048	2.4mm Locking MDS, 48mm
770241050	2.4mm Locking MDS, 50mm
770241055	2.4mm Locking MDS, 55mm
770241060	2.4mm Locking MDS, 60mm
770241065	2.4mm Locking MDS, 65mm
770241070	2.4mm Locking MDS, 70mm
770241075	2.4mm Locking MDS, 75mm
770241080	2.4mm Locking MDS, 80mm



Ordering Information - Implants


2.7mm Non-Locking Screws

Part#	Description
770270006	2.7mm Non-Locking Screw, 6mm
770270007	2.7mm Non-Locking Screw, 7mm
770270008	2.7mm Non-Locking Screw, 8mm
770270009	2.7mm Non-Locking Screw, 9mm
770270010	2.7mm Non-Locking Screw, 10mm
770270011	2.7mm Non-Locking Screw, 11mm
770270012	2.7mm Non-Locking Screw, 12mm
770270013	2.7mm Non-Locking Screw, 13mm
770270014	2.7mm Non-Locking Screw, 14mm
770270015	2.7mm Non-Locking Screw, 15mm
770270016	2.7mm Non-Locking Screw, 16mm
770270017	2.7mm Non-Locking Screw, 17mm
770270018	2.7mm Non-Locking Screw, 18mm
770270019	2.7mm Non-Locking Screw, 19mm
770270020	2.7mm Non-Locking Screw, 20mm
770270021	2.7mm Non-Locking Screw, 21mm
770270022	2.7mm Non-Locking Screw, 22mm
770270023	2.7mm Non-Locking Screw, 23mm
770270024	2.7mm Non-Locking Screw, 24mm
770270026	2.7mm Non-Locking Screw, 26mm
770270028	2.7mm Non-Locking Screw, 28mm
770270030	2.7mm Non-Locking Screw, 30mm
770270032	2.7mm Non-Locking Screw, 32mm



2.7mm Non-Locking Screws


Part#	Description
770270034	2.7mm Non-Locking Screw, 34mm
770270036	2.7mm Non-Locking Screw, 36mm
770270038	2.7mm Non-Locking Screw, 38mm
770270040	2.7mm Non-Locking Screw, 40mm
770270042	2.7mm Non-Locking Screw, 42mm
770270044	2.7mm Non-Locking Screw, 44mm
770270046	2.7mm Non-Locking Screw, 46mm
770270048	2.7mm Non-Locking Screw, 48mm
770270050	2.7mm Non-Locking Screw, 50mm
770270055	2.7mm Non-Locking Screw, 55mm
770270060	2.7mm Non-Locking Screw, 60mm
770270065	2.7mm Non-Locking Screw, 65mm
770270070	2.7mm Non-Locking Screw, 70mm
770270075	2.7mm Non-Locking Screw, 75mm
770270080	2.7mm Non-Locking Screw, 80mm
770270085	2.7mm Non-Locking Screw, 85mm
770270090	2.7mm Non-Locking Screw, 90mm
770270095	2.7mm Non-Locking Screw, 95mm
770270100	2.7mm Non-Locking Screw, 100mm



Ordering Information - Implants


2.7mm Locking Multi-Directional Screws

Part#	Description
770271006	2.7mm Locking MDS, 6mm
770271007	2.7mm Locking MDS, 7mm
770271008	2.7mm Locking MDS, 8mm
770271009	2.7mm Locking MDS, 9mm
770271010	2.7mm Locking MDS, 10mm
770271011	2.7mm Locking MDS, 11mm
770271012	2.7mm Locking MDS, 12mm
770271013	2.7mm Locking MDS, 13mm
770271014	2.7mm Locking MDS, 14mm
770271015	2.7mm Locking MDS, 15mm
770271016	2.7mm Locking MDS, 16mm
770271017	2.7mm Locking MDS, 17mm
770271018	2.7mm Locking MDS, 18mm
770271019	2.7mm Locking MDS, 19mm
770271020	2.7mm Locking MDS, 20mm
770271021	2.7mm Locking MDS, 21mm
770271022	2.7mm Locking MDS, 22mm
770271023	2.7mm Locking MDS, 23mm
770271024	2.7mm Locking MDS, 24mm
770271026	2.7mm Locking MDS, 26mm
770271028	2.7mm Locking MDS, 28mm
770271030	2.7mm Locking MDS, 30mm
770271032	2.7mm Locking MDS, 32mm



2.7mm Locking Multi-Directional Screws

Part#	Description
770271034	2.7mm Locking MDS, 34mm
770271036	2.7mm Locking MDS, 36mm
770271038	2.7mm Locking MDS, 38mm
770271040	2.7mm Locking MDS, 40mm
770271042	2.7mm Locking MDS, 42mm
770271044	2.7mm Locking MDS, 44mm
770271046	2.7mm Locking MDS, 46mm
770271048	2.7mm Locking MDS, 48mm
770271050	2.7mm Locking MDS, 50mm
770271055	2.7mm Locking MDS, 55mm
770271060	2.7mm Locking MDS, 60mm
770271065	2.7mm Locking MDS, 65mm
770271070	2.7mm Locking MDS, 70mm
770271075	2.7mm Locking MDS, 75mm
770271080	2.7mm Locking MDS, 80mm
770271085	2.7mm Locking MDS, 85mm
770271090	2.7mm Locking MDS, 90mm
770271095	2.7mm Locking MDS, 95mm
770271100	2.7mm Locking MDS, 100mm



Ordering Information - Instrumentation

Disposables

Part#	Description
770008200	2.0mm Countersink
770008270	2.7/3.5/4.0mm Countersink
770008240	2.4mm Countersink
770002151	1.5mm Drill, Long
770002181	1.8mm Drill, Mid
770002182	1.8mm Drill, Long
770002200	2.0mm Drill, Short
770002201	2.0mm Drill, Long
770001060	T6 Retention Driver
770001080	T8 Retention Driver
770001150	T15 Retention Driver
770900103	1.1mm K-Wire 6"
770018160	1.6mm K-wire 6"
770015240	2.0/2.4/2.7/3.5/4.0mm Plate Tack
770003240	2.4mm Overdrill
770003270	2.7mm Overdrill
770003200	2.0mm Overdrill

Washers

Part#	Description
770800020	2.0mm Screw Washer
770800024	2.4mm Screw Washer
770800027	2.7mm Screw Washer

Cases & Trays

Part#	Description
770101020	Mini Frag Outer Case
00-5900-099-00	Mini Frag Outer Case Lid
770105030	Mini Frag Plate Tray 1
770103020	Mini Frag 2.0mm Screw Rack
770107020	Mini Frag 2.0mm Screw Rack Lid
770104020	Mini Frag Plate Tray 2

Ordering Information - Instrumentation

Instruments

Part#	Description
770020010	Plate Cutting Pliers
770011010	2.0/2.4/2.7mm Plate Bending Irons
770004201	Thread in/Fixed 2.0mm Drill Guide, Long
770004241	Thread in/Fixed 2.4mm Drill Guide, Long
770004270	Thread in/Fixed 2.7mm Drill Guide
770017010	Ratcheting AO Handle
770009200	2.0/2.4mm Depth Gauge (80mm)
770009270	2.7/3.5/4.0mm Depth Gauge
770007200	2.0mm Overdrill Guide
770007240	2.4mm Overdrill Guide
770007270	2.7mm Overdrill Guide
770024020	Plate Bending Pliers
770023010	French Bender
770019040	Reduction Forceps with Point w/ spin down
770010240	2.4/2.7mm Compression Slot Drill Guide
13572	Sharp Hook
13573	Reduction Forceps, Serrated
MHR	Hohman Retractor
770006200	2.0mm Fixed Angle/VA Double Drill Guide
770006240	2.4mm Fixed Angle/VA Double Drill Guide
770006270	2.7mm Fixed Angle/VA Double Drill Guide

This material is intended for health care professionals. Distribution to any other recipient is prohibited. For product indications, contraindications, warnings, precautions, potential adverse effects and patient counseling information, see the package insert or contact your local representative; visit www.zimmerbiomet.com for additional product information. Check for country product clearances and reference product specific instructions for use.

Zimmer Biomet does not practice medicine. This technique was developed in conjunction with health care professional. This document is intended for surgeons and is not intended for laypersons. Each surgeon should exercise his or her own independent judgment in the diagnosis and treatment of an individual patient, and this information does not purport to replace the comprehensive training surgeons have received. As with all surgical procedures, the product(s) and technique(s) used in each case will depend on the surgeon's medical judgment as the best treatment for each patient. Results will vary based on health, weight, activity and other variables. Not all patients are candidates for this product and/or procedure. Caution: Federal (USA) law restricts this device to sale by or on the order of a surgeon. Rx only.

All content herein is protected by copyright, trademarks and other intellectual property rights, as applicable, owned by or licensed to Zimmer Biomet or its affiliates unless otherwise indicated, and must not be redistributed, duplicated or disclosed, in whole or in part, without the express written consent of Zimmer Biomet.

©2024 Zimmer Biomet



4639.1-US-en-Issue Date-2024-02
VV-11305



Manufacturer

Tyber Medical LLC
83 South Commerce Way, Ste. 310
Bethlehem, PA 18017
Phone: (866) 761-0933
Fax: (866) 889-9914
tybermedical.com



Distributor

Zimmer Biomet
1800 W. Center Street
Warsaw, IN 46580 USA
Tel: 1-800-348-2759
Fax: 574-372-3968
zimmerbiomet.com